



3/8" - FJT Series





(Interchange with DME, Jiffy-Tite, Jiffy-Matic, Parker Moldmate)


FJT 3/8" Series Straight Thru Sockets - Foster


Straight Hose Stem		Part No.	I.D.	Description
		FS306	3/8"	Brass
		BLFS306		Ball Lock, Brass
		FS308	1/2"	Brass
		BLFS308		Ball Lock, Brass
Requires Hose Clamp (See page 200 for typical hose clamps)				


Straight Push-On Hose Stem		Part No.	I.D.	Description
		FS306P	3/8"	Brass
		BLFS306P		Ball Lock, Brass
		FS308P	1/2"	Brass
		BLFS308P		Ball Lock, Brass
Hose clamps not required when used with "Push On" hose. See page 369.				

90° Hose Stem		Part No.	I.D.	Description
		FS316	3/8"	Brass
		BLFS316		Ball Lock, Brass
		FS318	1/2"	Brass
		BLFS318		Ball Lock, Brass
Requires Hose Clamp (See page 200 for typical hose clamps)				

90° Push-On Hose Stem		Part No.	I.D.	Description
		FS316P	3/8"	Brass
		BLFS316P		Ball Lock, Brass
		FS318P	1/2"	Brass
		BLFS318P		Ball Lock, Brass
Hose clamps not required when used with "Push On" hose. See page 369.				

45° Hose Stem		Part No.	I.D.	Description
		FS326	3/8"	Brass
		BLFS326		Ball Lock, Brass
		FS328	1/2"	Brass
		BLFS328		Ball Lock, Brass
Requires Hose Clamp (See page 200 for typical hose clamps)				

45° Push-On Hose Stem		Part No.	I.D.	Description
		FS326P	3/8"	Brass
		BLFS326P		Ball Lock, Brass
		FS328P	1/2"	Brass
		BLFS328P		Ball Lock, Brass
Hose clamps not required when used with "Push On" hose. See page 369.				

Socket w/o Stem		Part No.	FPT	Description
		FS300	1/4"	Brass
		BLFS300		Ball Lock, Brass

Pneumatic QD

Hydraulic QD

Blow Guns & Accessories

Fittings & Accessories

Hoses & Fittings

Technical Data

Indexes

